


DOMINION OFFROAD

Aramid Winch Rope Installation Instructions - Questions 626-874-4571

WARNING: Always consult with your winch manufacturer on winching safety and the safe operation of your winch and enroll in a winch operation safety course.

Synthetic winch rope installation. There are several different methods to install synthetic winch rope on a winch drum. The following is a catch all method that should work well with any automotive winch.

1. Cut two pieces of electrical tape to approx. 15" length.
2. Install the tape on the winch rope:





3. Begin installation of the tape and rope:



DOMINION OFFROAD

4. Finish tape installation. The easiest way is to turn the drum in the reverse direction, while holding the tape with your second and third hands.
5. With pressure on the rope, spool the drum.



Always retain a minimum of at least 7 wraps around the drum. The wraps hold the rope to the drum, not the tape.

Factory Store: www.JeepSWAG.com

Blog: www.JeepSWAG.com/blog



ARAMID WINCH ROPE